

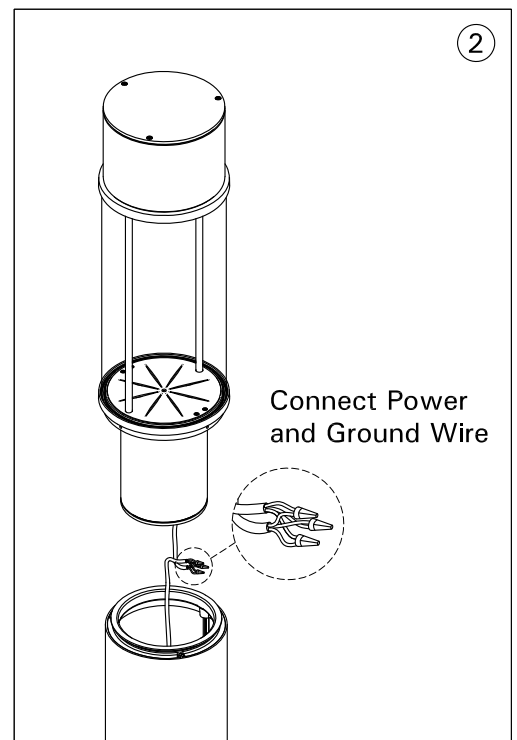
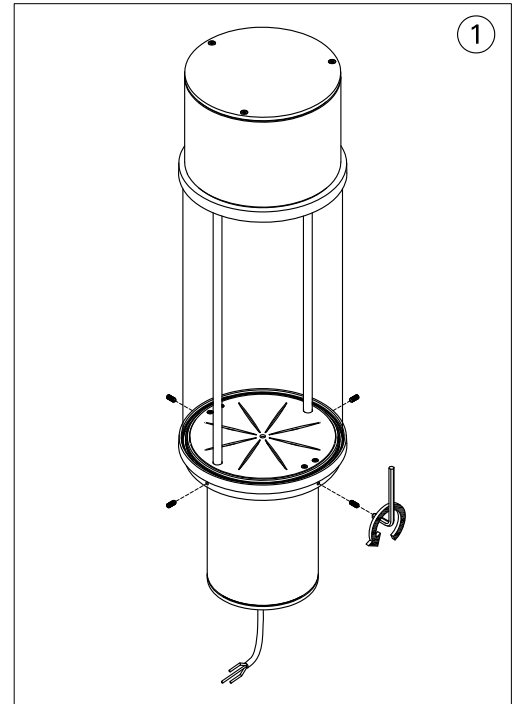
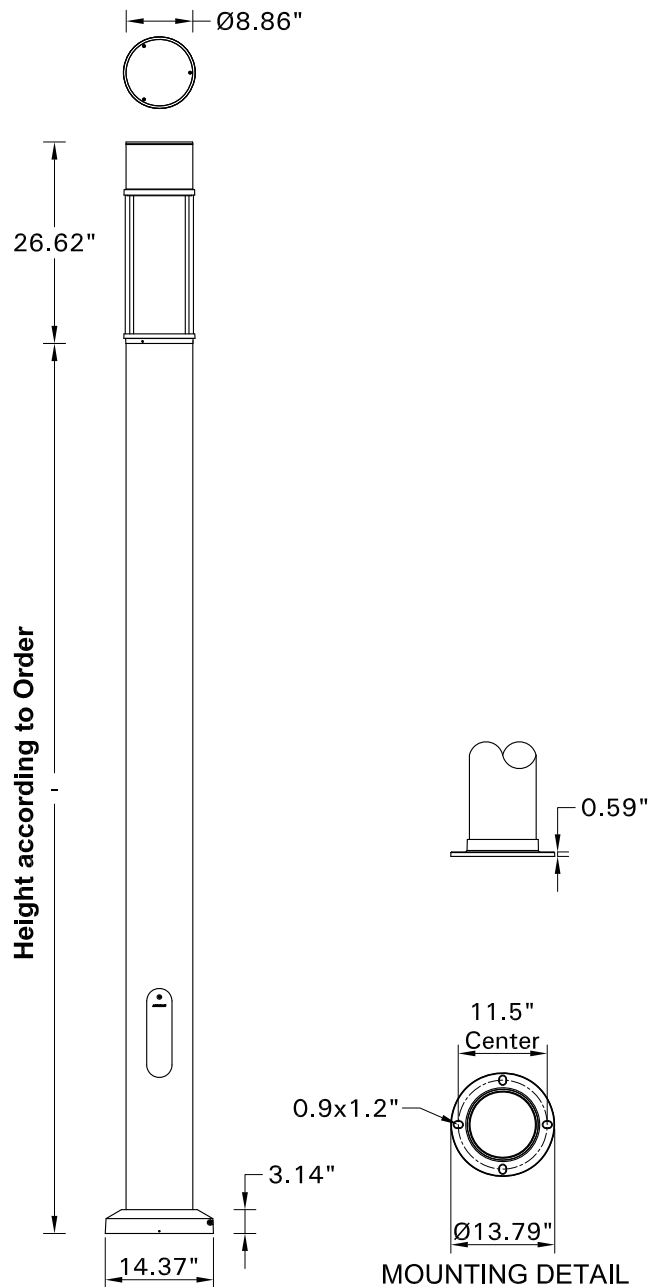
INSTALLATION AND SERVICE MANUAL

LIGMAN
LIGHTING USA

For Installation of Arizona 2 light column dia 225 mm LED.
Model. AR-20973 and AR-20974

Product drawing (dimensions)

CE IP65 IK06 CLASS I



■ LIGMAN standard products are supplied with the control gear 220-240V 50/60Hz.

The control gear for other voltages and frequencies is available upon request, please consult us for more details.

Notice to installer :

- 1.WIRING INSTRUCTIONS** Warning : RISK OF FIRE AND ELECTRICAL SHOCK. : FIXTURE MUST BE INSTALLED BY A QUALIFIED ELECTRICIAN ONLY>FIXTURE IS INTENDED FOR INSTALLATION IN ACCORDANCE WITH THE NATIONAL ELECTRICAL CODE, LOCAL AND FEDERAL CODE SPECIFICATIONS. DISCONNECT POWER BEFORE SERVICING.
- 2.This fixture has a VOLTAGE SPECIFIC BALLAST,**Check that the supply voltage is the same as the installed ballast voltage.

Ligman Lighting USA

7144 NE Progress Court, Hillsboro
Oregon, 97124, USA
Tel : 503 645 0500 | Fax : 503 645 8100

www.ligmanlightingusa.com

UAR-20973 22/05/2024 REV.1
1/2

FM-TS-13-1/13-05-2565/Rev.6

